



BiHiHero

535 W ~ 565 W

BIFACIAL HETEROJUNCTION CELL TECHNOLOGY

CS6W-535 | 540 | 545 | 550 | 555 | 560 | 565HB-AG

MORE POWER



Module power up to 565 W
Module efficiency up to 21.9 %



Up to 90% Power Bifaciality,
more power from the back side



No B-O LID, excellent anti-LeTID & anti-PID
performance. Low power degradation,
high energy yield



Leading temperature coefficient (Pmax): -0.26%/°C,
increases energy yield in hot climate



Better shading tolerance

MORE RELIABLE



Minimizes micro-crack impacts



Heavy snow load up to 5400 Pa,
wind load up to 2400 Pa*



**Industry Leading Product Warranty on
Materials and Workmanship***



Linear Power Performance Warranty*

**1st year power degradation no more than 2%
Subsequent annual power degradation no more than 0.45%**

*According to the applicable Canadian Solar Limited Warranty Statement.

MANAGEMENT SYSTEM CERTIFICATES*

ISO 9001:2015 / Quality management system
ISO 14001:2015 / Standards for environmental management system
ISO 45001: 2018 / International standards for occupational health & safety

PRODUCT CERTIFICATES*

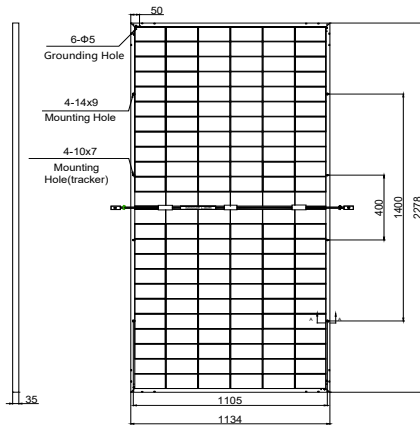
* The specific certificates applicable to different module types and markets will vary,
and therefore not all of the certifications listed herein will simultaneously apply to the
products you order or use. Please contact your local Canadian Solar sales representative
to confirm the specific certificates available for your Product and applicable in the regions
in which the products will be used.

CSI Solar Co., Ltd. is committed to providing high quality solar products, solar system solutions and services to customers around the world. Canadian Solar was recognized as the No. 1 module supplier for quality and performance/price ratio in the IHS Module Customer Insight Survey, and is a leading PV project developer and manufacturer of solar modules, with over 59 GW deployed around the world since 2001.

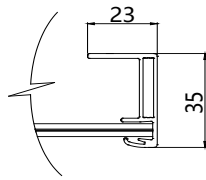
* For detailed information, please refer to the Installation Manual.

ENGINEERING DRAWING (mm)

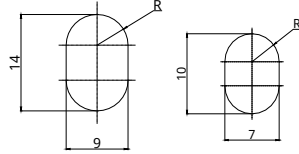
Rear View



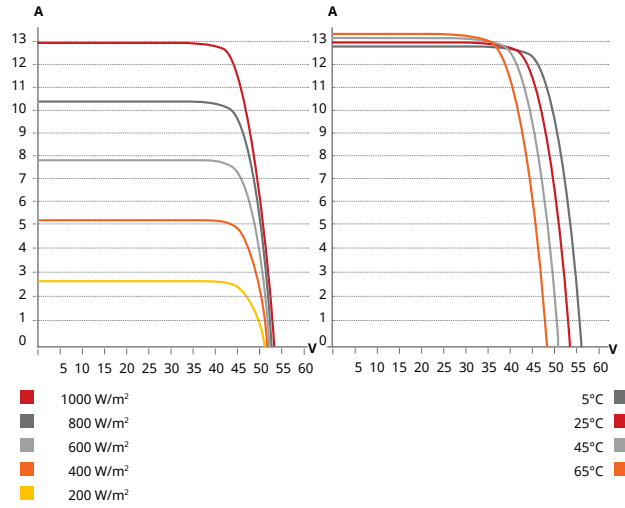
Frame Cross Section A-A



Mounting Hole



CS6W-550HB-AG / I-V CURVES



ELECTRICAL DATA | STC*

	Nominal Max. Power (Pmax)	Opt. Operating Voltage (Vmp)	Opt. Operating Current (Imp)	Open Circuit Voltage (Voc)	Short Circuit Current (Isc)	Module Efficiency	
CS6W-535HB-AG	535 W	44.5 V	12.04 A	52.5 V	12.82 A	20.7%	
Bifacial Gain**	5%	562 W	44.5 V	12.64 A	52.5 V	13.46 A	21.8%
	10%	589 W	44.5 V	13.24 A	52.5 V	14.10 A	22.8%
	20%	642 W	44.5 V	14.45 A	52.5 V	15.38 A	24.9%
CS6W-540HB-AG	540 W	44.8 V	12.07 A	52.8 V	12.85 A	20.9%	
Bifacial Gain**	5%	567 W	44.8 V	12.67 A	52.8 V	13.49 A	21.9%
	10%	594 W	44.8 V	13.28 A	52.8 V	14.14 A	23.0%
	20%	648 W	44.8 V	14.48 A	52.8 V	15.42 A	25.1%
CS6W-545HB-AG	545 W	45.1 V	12.10 A	53.1 V	12.88 A	21.1%	
Bifacial Gain**	5%	572 W	45.1 V	12.71 A	53.1 V	13.52 A	22.1%
	10%	600 W	45.1 V	13.31 A	53.1 V	14.17 A	23.2%
	20%	654 W	45.1 V	14.52 A	53.1 V	15.46 A	25.3%
CS6W-550HB-AG	550 W	45.4 V	12.13 A	53.4 V	12.91 A	21.3%	
Bifacial Gain**	5%	578 W	45.4 V	12.74 A	53.4 V	13.56 A	22.4%
	10%	605 W	45.4 V	13.34 A	53.4 V	14.20 A	23.4%
	20%	660 W	45.4 V	14.56 A	53.4 V	15.49 A	25.5%
CS6W-555HB-AG	555 W	45.7 V	12.16 A	53.7 V	12.94 A	21.5%	
Bifacial Gain**	5%	583 W	45.7 V	12.77 A	53.7 V	13.59 A	22.6%
	10%	611 W	45.7 V	13.38 A	53.7 V	14.23 A	23.7%
	20%	666 W	45.7 V	14.59 A	53.7 V	15.53 A	25.8%
CS6W-560HB-AG	560 W	46.0 V	12.19 A	54.0 V	12.97 A	21.7%	
Bifacial Gain**	5%	588 W	46.0 V	12.80 A	54.0 V	13.62 A	22.8%
	10%	616 W	46.0 V	13.41 A	54.0 V	14.27 A	23.8%
	20%	672 W	46.0 V	14.63 A	54.0 V	15.56 A	26.0%
CS6W-565HB-AG	565 W	46.3 V	12.22 A	54.3 V	13.00 A	21.9%	
Bifacial Gain**	5%	593 W	46.3 V	12.83 A	54.3 V	13.65 A	23.0%
	10%	622 W	46.3 V	13.44 A	54.3 V	14.30 A	24.1%
	20%	678 W	46.3 V	14.66 A	54.3 V	15.60 A	26.2%

* Under Standard Test Conditions (STC) of irradiance of 1000 W/m², spectrum AM 1.5 and cell temperature of 25°C.

** Bifacial Gain: The additional gain from the back side compared to the power of the front side at the standard test condition. It depends on mounting (structure, height, tilt angle etc.) and albedo of the ground.

ELECTRICAL DATA

Operating Temperature	-40°C ~ +85°C
Max. System Voltage	1500 V (IEC/UL) or 1000 V (IEC/UL)
Module Fire Performance	TYPE 29 (UL 61730) or CLASS C (IEC61730)
Max. Series Fuse Rating	30 A
Application Classification	Class A
Power Tolerance	0 ~ + 10 W
Power Bifaciality*	85 %

* Power Bifaciality = $\frac{P_{max_{rear}}}{P_{max_{front}}}$, both $P_{max_{rear}}$ and $P_{max_{front}}$ are tested under STC, Bifaciality Tolerance: $\pm 5\%$

* The specifications and key features contained in this datasheet may deviate slightly from our actual products due to the on-going innovation and product enhancement. CSI Solar Co., Ltd. reserves the right to make necessary adjustment to the information described herein at any time without further notice.

Please be kindly advised that PV modules should be handled and installed by qualified people who have professional skills and please carefully read the safety and installation instructions before using our PV modules.

CSI Solar Co., Ltd.

199 Lushan Road, SND, Suzhou, Jiangsu, China, 215129, www.csisolar.com, support@csisolar.com

ELECTRICAL DATA | NMOT*

	Nominal Max. Power (Pmax)	Opt. Operating Voltage (Vmp)	Opt. Operating Current (Imp)	Open Circuit Voltage (Voc)	Short Circuit Current (Isc)
CS6W-535HB-AG	410 W	42.7 V	9.60 A	50.1 V	10.32 A
CS6W-540HB-AG	414 W	43.0 V	9.62 A	50.3 V	10.35 A
CS6W-545HB-AG	418 W	43.3 V	9.65 A	50.6 V	10.37 A
CS6W-550HB-AG	421 W	43.6 V	9.67 A	50.9 V	10.39 A
CS6W-555HB-AG	425 W	43.9 V	9.69 A	51.2 V	10.42 A
CS6W-560HB-AG	429 W	44.2 V	9.72 A	51.5 V	10.44 A
CS6W-565HB-AG	433 W	44.4 V	9.74 A	51.8 V	10.47 A

* Under Nominal Module Operating Temperature (NMOT), irradiance of 800 W/m² spectrum AM 1.5, ambient temperature 20°C, wind speed 1 m/s.

MECHANICAL DATA

Specification	Data
Cell Type	HJT cells
Cell Arrangement	144 [2 x (12 x 6)]
Dimensions	2278 x 1134 x 35 mm (89.7 x 44.6 x 1.38 in)
Weight	32.4 kg (71.4 lbs)
Front / Back Glass	2.0 mm heat strengthened glass
Frame	Anodized aluminium alloy
J-Box	IP68, 3 diodes
Cable	4.0 mm ² (IEC), 12 AWG (UL)
Cable Length (Including Connector)	410 mm (16.1 in) (+) / 290 mm (11.4 in) (-) (supply additional jumper cable: 2 lines / Pallet) or customized length*
Connector	T4 series or MC4-EVO2
Per Pallet	30 pieces
Per Container (40' HQ)	600 pieces

* For detailed information, please contact your local Canadian Solar sales and technical representatives.

TEMPERATURE CHARACTERISTICS

Specification	Data
Temperature Coefficient (Pmax)	-0.26 % / °C
Temperature Coefficient (Voc)	-0.24 % / °C
Temperature Coefficient (Isc)	0.04 % / °C
Nominal Module Operating Temperature	41 \pm 3°C

PARTNER SECTION

